



Hitch Installation Instruction

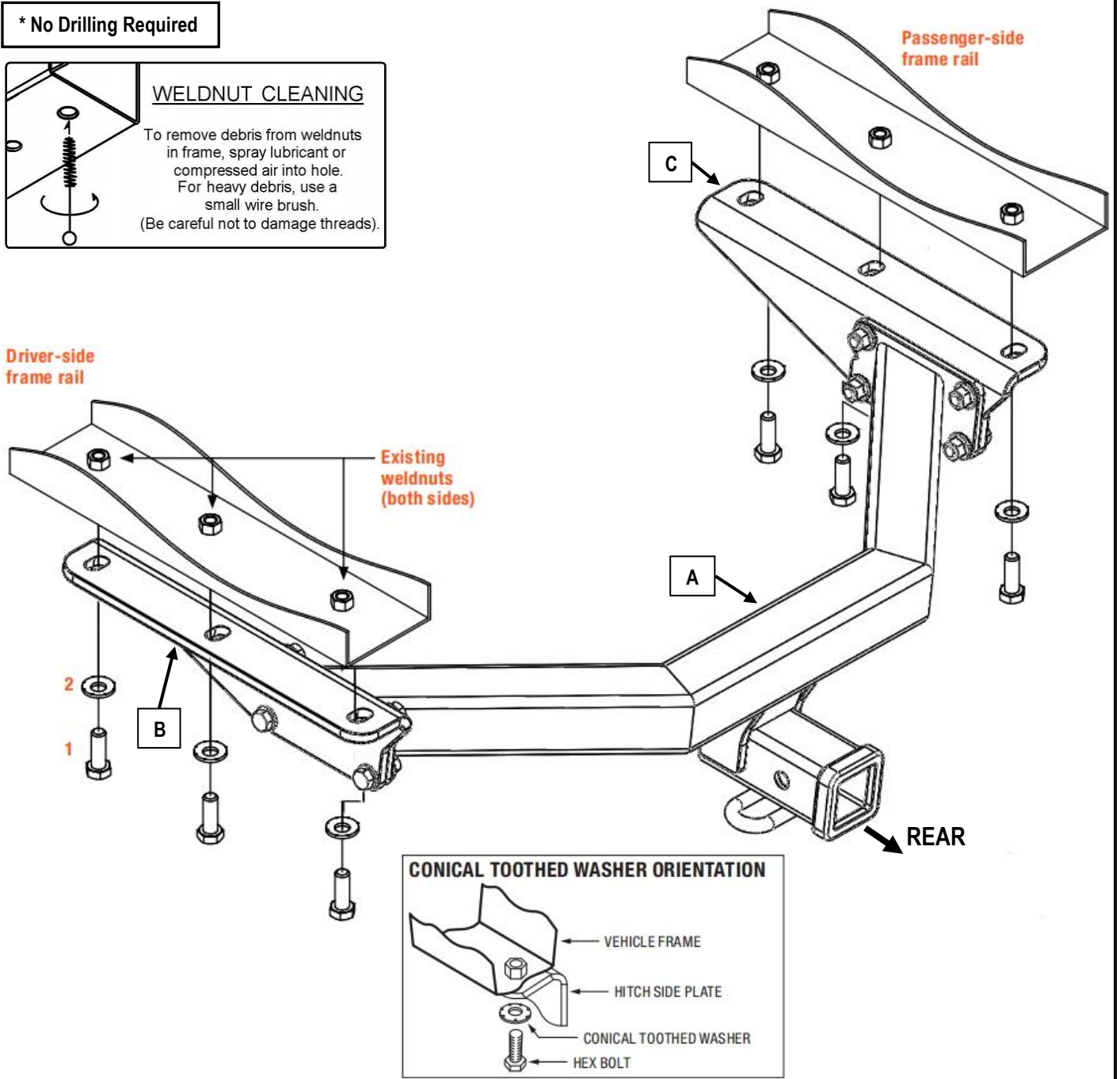
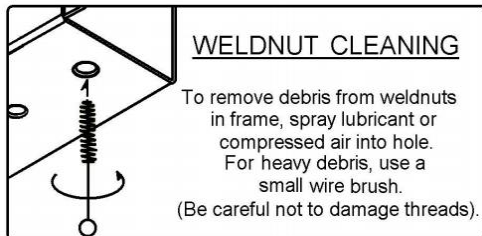
REV.20250901

Part#	HT-X30472	Application	For 2022-2026 Acura MDX All \ 2023-2025 Honda Pilot All
-------	-----------	-------------	---

Hardware List	Item	Part Name	QTY	Description	Item	Part Name	QTY	Description
Hitch Parts	A	Hitch Body	1		B/C	Mounting Brackets	2	B-Driver Side C-Passenger Side
HW B (For Hitch Installation)	1	Hex Bolts	6	M14X1.5-40	2	Conical Washers	6	M14
HW A (For Hitch Assembly)	3	Hex Bolts	8	M12X1.75-40	5	Hex Flange Nuts	8	M12
	4	Flat Washers	16	M12				

Gross Load Capacity When Used As A Weight Carrying Hitch: 6000 LBS. Trailer Weight & 900 LBS. Tongue Weight.
Gross Load Capacity When Used As A Weight Distribution Hitch: 8000 LBS. Trailer Weight & 900 LBS. Tongue Weight
*****DO NOT EXCEED VEHICLE MANUFACTURER'S RECOMMENDED TOWING CAPACITY.*****



* No Drilling Required



The instruction here is for your reference only. We strongly recommend the professional installer for best result. We are not responsible for any damage caused by the installation. Thank you for choosing our product!



Hitch Installation Instruction

Part#	HT-X30472	Application	For 2022-2026 Acura MDX All \ 2023-2025 Honda Pilot All
Step	Description		
1	Assemble Hitch Body (A) and Mounting Brackets (B, C) with (8) M12X1.75-40mm Hex Bolts, (16) M12 Flat Washers, (8) M12 Hex Flange Nuts.(Hardware in "HW A"). Note:Finger tighten only. Do not fully tighten at this time.		
2	Lower the spare tire from inside the vehicle by using the tools provided with the vehicle, located under storage compartment. Set aside for reinstallation in Step 4.Clean all weldnuts, where applicable.		
<div></div>			
3	Raise the trailer hitch into position and loosely install three M14 hex bolts and conical toothed washers into the existing weldnuts on both sides of the vehicle. Torque M14 bolts to 126 lb-ft.		
<div></div>			
4	Raise the spare tire back into place with the vehicle tools provided. Note: While raising the spare tire back into place, inspect the hitch and tire to make sure there is adequate clearance. If additional clearance is needed between the hitch and tire, push the tire forward while raising it.		

The instruction here is for your reference only. We strongly recommend the professional installer for best result.
We are not responsible for any damage caused by the installation. Thank you for choosing our product!



Hitch Installation Instruction

Part#	HT-X30472	Application	For 2022-2026 Acura MDX All \ 2023-2025 Honda Pilot All
<div></div> <p>***Periodically Check The Receiver Hitch To Ensure That All Fasteners *** Are Tight & All Structural Components Are Sound.</p>			

The instruction here is for your reference only. We strongly recommend the professional installer for best result.
We are not responsible for any damage caused by the installation. Thank you for choosing our product!