



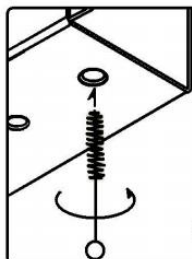
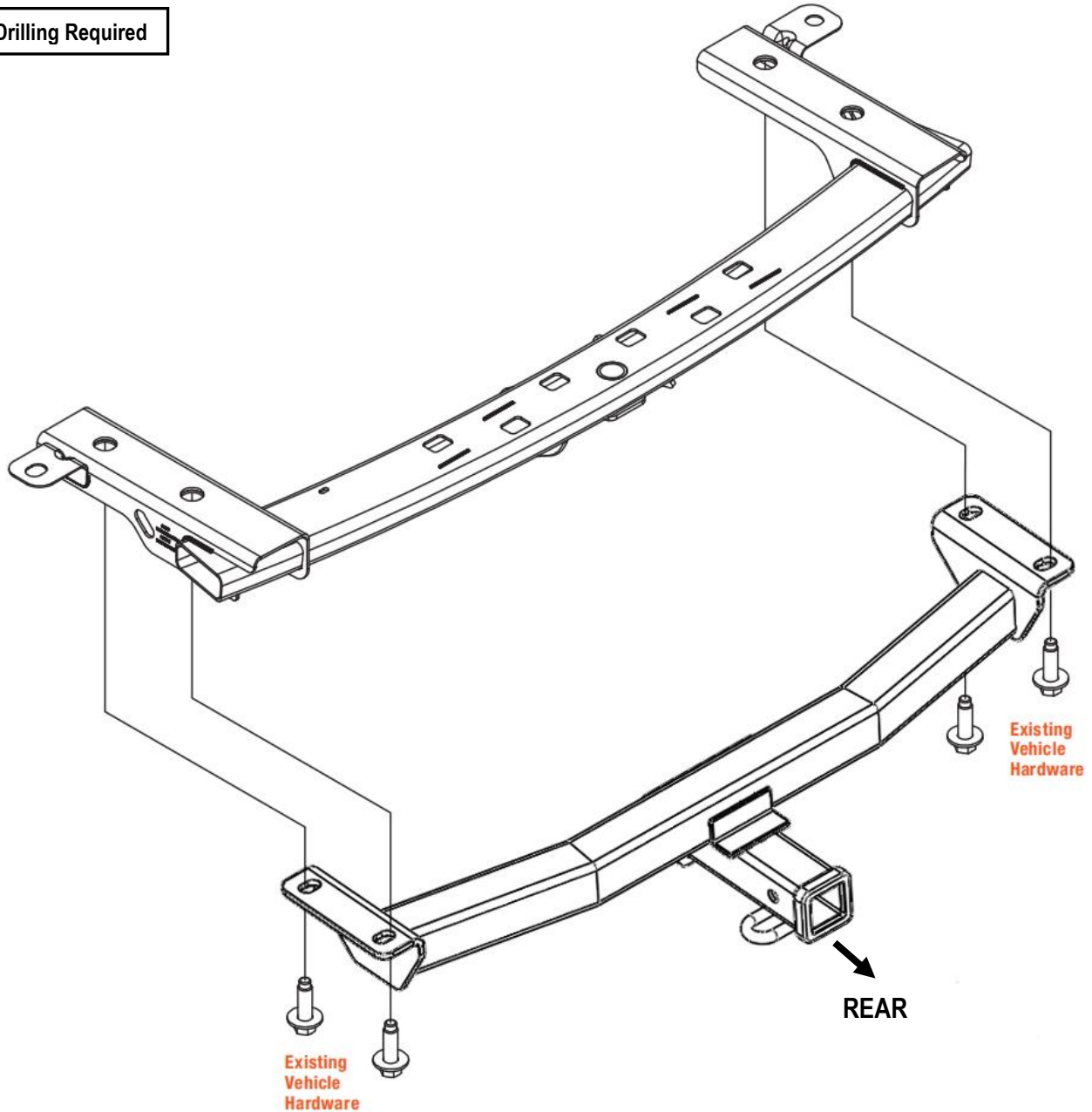
Hitch Installation Instruction

REV.20250901

Part#	HT-R30607	Application	For 2024-2025 Ford Ranger All
-------	-----------	-------------	-------------------------------

Gross Load Capacity When Used As A Weight Carrying Hitch: 7500 LBS. Trailer Weight & 750 LBS. Tongue Weight.
Gross Load Capacity When Used As A Weight Distribution Hitch: 8000 LBS. Trailer Weight & 800 LBS. Tongue Weight
*****DO NOT EXCEED VEHICLE MANUFACTURER'S RECOMMENDED TOWING CAPACITY.*****

* No Drilling Required



WELDNUT CLEANING



To remove debris from weldnuts in frame, spray lubricant or compressed air into hole. For heavy debris, use a small wire brush. (Be careful not to damage threads).

The instruction here is for your reference only. We strongly recommend the professional installer for best result. We are not responsible for any damage caused by the installation. Thank you for choosing our product!



Hitch Installation Instruction

Part#	HT-R30607	Application	For 2024-2025 Ford Ranger All
-------	-----------	-------------	-------------------------------

Step	Description
1	Clamp the bumper assembly in position using c-clamps or a similar tool. Remove the four (4) M16 bolts from the bumper assembly, two (2) on each side.
	
2	Raise the hitch into position. Use the existing hardware removed in step 1 to secure the hitch and assembly to the vehicle.
	
3	Torque the M16 hardware (existing vehicle hardware) to 196 ft-lbs. Installation Complete.
<p>***Periodically Check The Receiver Hitch To Ensure That All Fasteners *** Are Tight & All Structural Components Are Sound.</p>	

The instruction here is for your reference only. We strongly recommend the professional installer for best result. We are not responsible for any damage caused by the installation. Thank you for choosing our product!